
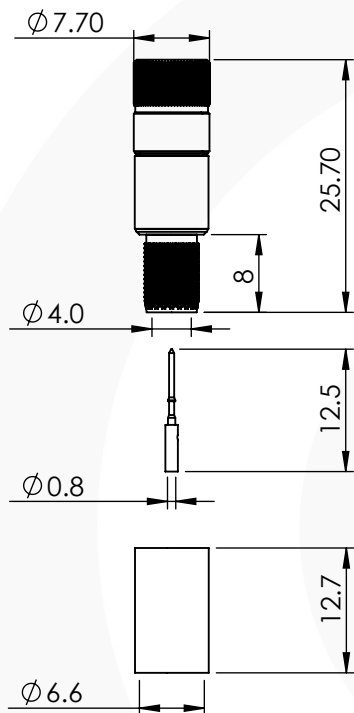


1.0/2.3 SCREW LOCK CRIMP/CRIMP PLUG

52-005A-B66-FB



images for illustration purposes only

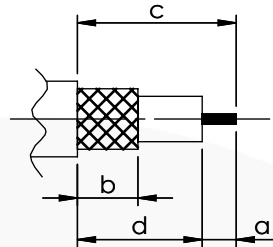


DIN1.0/2.3 Screw Lock Design to prevent signal loss in vibrating environments as recommended by CoaXPress

Suitable for Cables:

(FB) Belden 1505A, Draka 0.8/3.7 A/F, Image 720, Bryant BD SD05A, Condufil 14472, Percon VK6, VK66

Stripping Dimensions



a = 4.0 mm
 * b = 8.0 mm
 c = 16.0 mm
 d = 12.0 mm

* STRIP FOIL SCREEN TO DIM "b"

Assembly Procedure: AP026

Tooling

Centre Contact: SQ 0.95mm A/F Tool No: 96-HTS-76

Crimp Sleeve: HEX 6.48mm A/F Tool No: 96-HTS-76

Alignment Tool: 100-1023 Extraction: 96-1023

Environmental Specification

Operating Temp: -55 to +155 Deg C.

IP Rating (Mated): IP 40

Electrical Specification

Impedance: 75 Ohm

Frequency: 0-4.5 GHz

Dielectric W/V: 750 Veff

Insulation res: 5000 M-Ohm

Mechanical Specification

Contact Retention: 10 N min


Cable Retention: 150 N min

Mating cycles: 500

Weight: 6.03 g

Connector Interface

image for illustration purposes only



8	REAR BODY	BRASS	NICKEL
7	OUTER CONTACT	BERYLLIUM COPPER	GOLD
6	CENTRE CONTACT	PHOSPHOR. BRONZE	GOLD
5	SPRING	STAINLESS STEEL	NICKEL
4	CRIMP SLEEVE	BRASS	NICKEL
3	BODY	BRASS	NICKEL
2	INSULATOR	PTFE	N/A
1	COUPLING NUT	BRASS	NICKEL

ITEM	DESCRIPTION	MATERIAL	PLATING
A4	SHEET 1 OF 1	DIMENSIONS ARE IN MILLIMETRES	
REVISION :	A00	NAME	SIGNATURE
ISSUE :	1	DATE	
6-8 COLNE ROAD, TWICKENHAM, MIDDLESEX, TW1 4JR		DRAWN	IG
		CHK'D	GE
		APP'V'D	
THE INFORMATION IS GIVEN AS AN INDICATION ONLY AND IS SUBJECT TO CHANGE WITHOUT NOTICE. IN THE CONTINUAL GOAL TO IMPROVE OUR PRODUCTS, WE RESERVE THE RIGHT TO MAKE ANY MODIFICATIONS NECESSARY WITHOUT PRIOR NOTICE.			



THE INFORMATION IS GIVEN AS AN INDICATION ONLY AND IS SUBJECT TO CHANGE WITHOUT NOTICE. IN THE CONTINUAL GOAL TO IMPROVE OUR PRODUCTS, WE RESERVE THE RIGHT TO MAKE ANY MODIFICATIONS NECESSARY WITHOUT PRIOR NOTICE.