
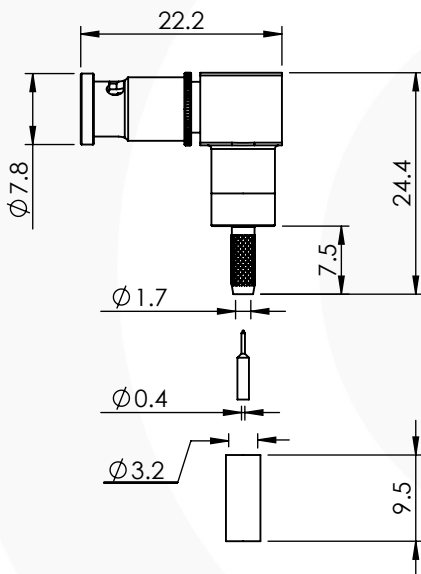


MICRO BNC RIGHT ANGLE CRIMP / CRIMP PLUG

67-104-B126-AB



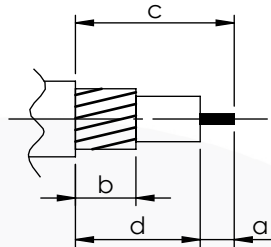
images for illustration purposes only



Suitable for Cables:

(AB) RG179, RG187, Belden 179DT

Stripping Dimensions



a = 3.5 mm
b = 8.0 mm
c = 13.0 mm
d = 9.5 mm

* CUT FOIL TO DIM. "b"

Assembly Procedure:

Tooling

Centre Contact: SQ 0.95mm A/F Tool No: HTS-43

Crimp Sleeve: Hex 3.25mm A/F Tool No: HTS-43

Alignment Tool: Not Applicable Extraction: Not Applicable

Environmental Specification

Operating Temp: -55 to +155 Deg C.

IP Rating (Mated): IP 64

Electrical Specification

Impedance: 75 Ohm

Frequency: 0-12 GHz

Dielectric W/V: 1000 Veff

Insulation res: 10000 M-Ohm

Mechanical Specification

Contact Retention: 10 N min

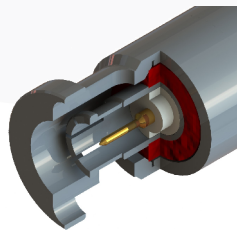
Cable Retention: 150 N min

Mating cycles: 500

Weight: 9.40 g

Connector Interface

image for illustration purposes only



-28.35 dB @ 3.0 GHz

-24.75 dB @ 6.0 GHz

-17.40 dB @ 9.0 GHz

-15.96 dB @ 12.0GHz

Return Loss Graph



7	BULLET CONTACT	BRASS	GOLD
6	COUPLING NUT	BRASS	NICKEL
5	GASKET	SILICONE	N/A
4	CRIMP SLEEVE	BRASS	NICKEL
3	INSULATOR	PTFE	N/A
2	CENTRE CONTACT	BERYLLIUM COPPER	GOLD
1	BODY	BRASS	NICKEL
ITEM	DESCRIPTION	MATERIAL	PLATING

A4	SHEET 1 OF 1	DIMENSIONS ARE IN MILLIMETRES		
REVISION :	A00	NAME	SIGNATURE	DATE
ISSUE :	2	DRAWN	G.E.	06/12/2022
		CHK'D	P.S.	06/12/2022
		APPV'D		
6-8 COLNE ROAD, TWICKENHAM, MIDDLESEX. TW1 4JR				
THE INFORMATION IS GIVEN AS AN INDICATION ONLY AND IS SUBJECT TO CHANGE WITHOUT NOTICE. IN THE CONTINUAL GOAL TO IMPROVE OUR PRODUCTS, WE RESERVE THE RIGHT TO MAKE ANY MODIFICATIONS NECESSARY WITHOUT PRIOR NOTICE.				