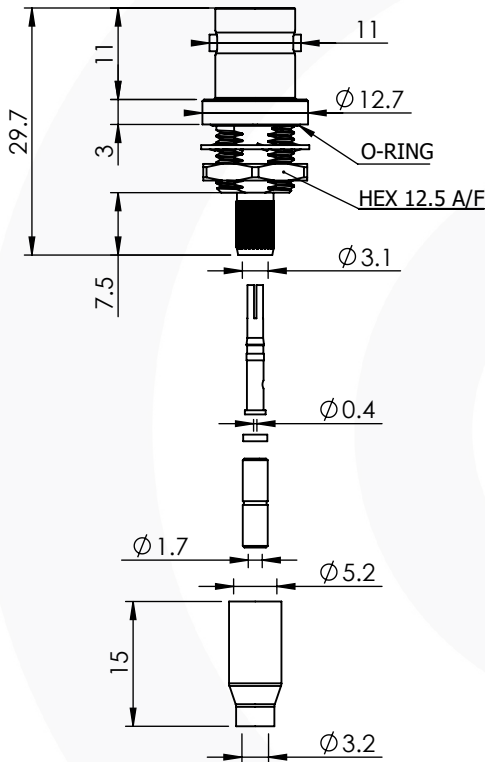


BNC FRONT MOUNT BULKHEAD CRIMP / CRIMP JACK 10-268-B6-AB



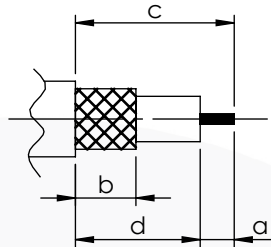
images for illustration purposes only



Suitable for Cables:

(AB) RG179, RG187, Belden 179DT

Stripping Dimensions



a = 4.5 mm
b = 9.5 mm
c = 16.0 mm
d = 11.5 mm

* CUT FOIL TO DIM. "b"

Assembly Procedure: AP002

Tooling

Centre Contact: Hex 1.72mm A/F Tool No: 96-HTS-75A

Crimp Sleeve: Hex 5.41mm A/F Tool No: 96-HTS-75A

Alignment Tool: Not Applicable Extraction: Not Applicable

Environmental Specification

Operating Temp: -55 to +155 Deg C.

IP Rating (Mated): IP 67

Electrical Specification

Impedance: 75 Ohm

Frequency: 0-3 GHz

Dielectric W/V: 1500 Veff

Insulation res: 5000 M-Ohm

Mechanical Specification

Contact Retention: 10 N min


Cable Retention: 100 N min

Mating cycles: 500

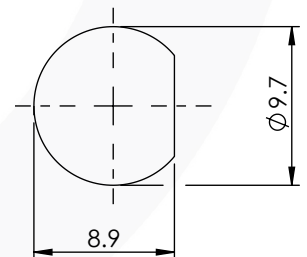
Weight: 11.13 g

Connector Interface

image for illustration purposes only



Recommended Mounting



MAX PANEL THICKNESS = 4.5mm

8	PUSHER SLEEVE	BRASS	NICKEL
7	WASHERS	SK5	NICKEL
6	NUT	BRASS	NICKEL
5	GASKET	SILICONE	N/A
4	CRIMP SLEEVE	BRASS	NICKEL
3	INSULATORS	PTFE	N/A
2	CENTRE CONTACT	PHOS. BRONZE	GOLD
1	BODY	BRASS	NICKEL
ITEM	DESCRIPTION	MATERIAL	PLATING

A4	SHEET 1 OF 1	DIMENSIONS ARE IN MILLIMETRES		
REVISION :	A01	NAME	SIGNATURE	DATE
ISSUE :	1	DRAWN	G.E.	17/07/2023
		CHK'D	P.S.	17/07/2023
		APPV'D		
6-8 COLNE ROAD, TWICKENHAM, MIDDLESEX. TW1 4JR				
THE INFORMATION IS GIVEN AS AN INDICATION ONLY AND IS SUBJECT TO CHANGE WITHOUT NOTICE. IN THE CONTINUAL GOAL TO IMPROVE OUR PRODUCTS, WE RESERVE THE RIGHT TO MAKE ANY MODIFICATIONS NECESSARY WITHOUT PRIOR NOTICE.				