
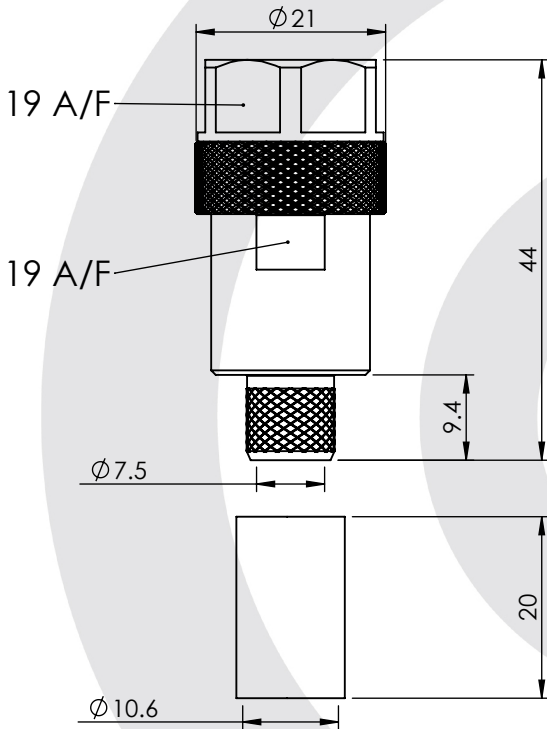


N TYPE STRAIGHT EASIFIT / CRIMP PLUG 25-018-B3-DE



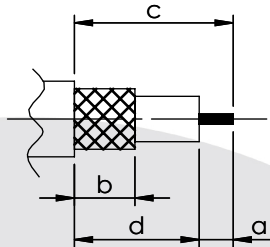
images for illustration purposes only



Suitable for Cables:

(DE) LMR400, TZC50032, Belden 9913, RG8

Stripping Dimensions



- a = 5.0 mm
- b = 10.0 mm
- c = 18.0 mm
- d = 13.0 mm

* CUT FOIL TO DIM. "b"

Assembly Procedure:

Tooling

- Centre Contact: N/A Tool No: N/A
- Crimp Sleeve: HEX 10.9 A/F Tool No: 336K
- Alignment Tool: N/A Extraction: N/A

Environmental Specification

- Operating Temp: -55 to +155 Deg C.
- IP Rating (Mated): IP 65

Electrical Specification


- Impedance: 50 Ohm
- Frequency: TBC GHz
- Dielectric W/V: TBC Veff
- Insulation res: TBC M-Ohm

Mechanical Specification

- Contact Retention: 27 N min
- Cable Retention: 200 N min
- Mating cycles: 500
- Weight: 59.02 g

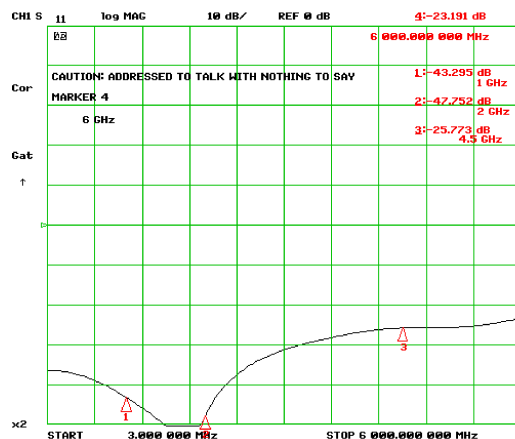
Connector Interface

image for illustration purposes only



- 43.19dB @ 1.0 GHz
- 47.7dB @ 2.0 GHz
- 25.8dB @ 4.5 GHz
- 23.2dB @ 6.0 GHz

Return Loss Graph



7	RETAINING RING	PHOS. BRONZE	NICKEL
6	COUPLING NUT	BRASS	NICKEL
5	GASKET	SILICONE	N/A
4	CRIMP SLEEVE	BRASS	NICKEL
3	INSULATOR	PTFE	N/A
2	CENTRE CONTACT	BeCu	GOLD
1	BODY	BRASS	NICKEL
ITEM	DESCRIPTION	MATERIAL	PLATING

A4	SHEET 1 OF 1	DIMENSIONS ARE IN MILLIMETRES		
REVISION :	A03	NAME	SIGNATURE	DATE
ISSUE :	0	DRAWN	IG	14/06/2010
		CHK'D	GE	09/07/2010
		APPV'D		
6-8 COLNE ROAD, TWICKENHAM, MIDDLESEX. TW1 4JR				
THE INFORMATION IS GIVEN AS AN INDICATION ONLY AND IS SUBJECT TO CHANGE WITHOUT NOTICE. IN THE CONTINUAL GOAL TO IMPROVE OUR PRODUCTS, WE RESERVE THE RIGHT TO MAKE ANY MODIFICATIONS NECESSARY WITHOUT PRIOR NOTICE.				